



# 2010-2011 GMT Reports for District (or Undistricted) **District N 2**

**GMT: TERRY GRAHAM**

**Location: NOVA SCOTIA**

**GMT CA: 2**

## CLUBS

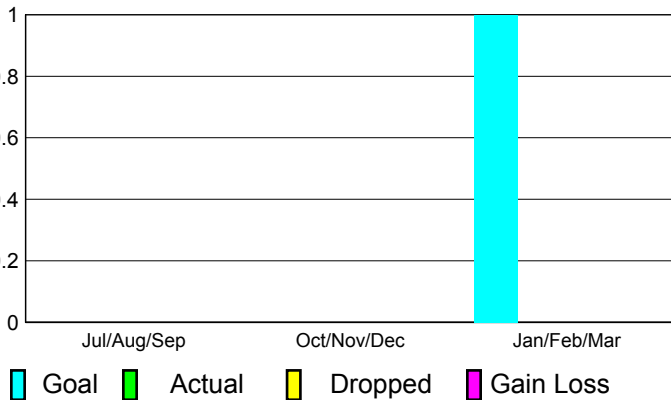
**Club Results  
2010-2011**

**Clubs  
2009-2010**

Month	New Club Goal	Actual New Clubs	Actual Dropped Clubs	Gain/Loss of Clubs	Gain/Loss of Clubs
Jul/Aug/Sep	0	0	0	0	0
Oct/Nov/Dec	0	0	0	0	0
Jan/Feb/Mar	1	0	0	0	0
<b>Totals</b>	<b>1</b>	<b>0</b>	<b>0</b>	<b>0</b>	<b>0</b>


### Club Results 2010-2011

Goal, New, Dropped, Gain/Loss



### Comparison of Club Gain/Loss

Current Year Compared to the Previous Year



### YTD Status Quo Clubs 2010-2011

Status Quo Clubs Compared to Status Quo Members



## MEMBERSHIP

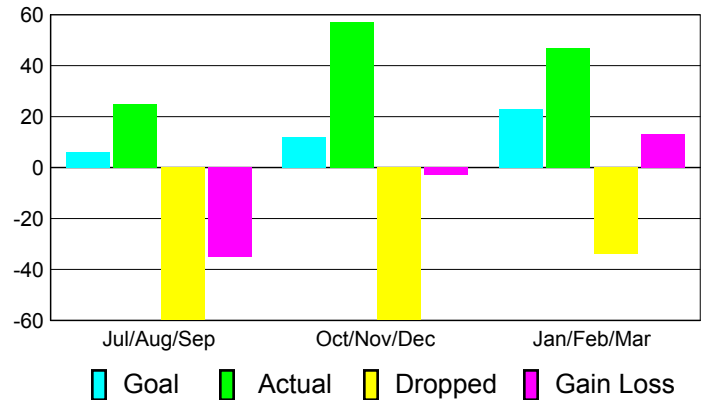
**Membership Results  
2010-2011**

**Membership  
2009-2010**

Month	Net Memb Goal	Actual New Memb	Actual Dropped Memb	Gain/Loss of Memb	Gain/Loss of Memb
Jul/Aug/Sep	6	25	-60	-35	6
Oct/Nov/Dec	12	57	-60	-3	-16
Jan/Feb/Mar	23	47	-34	13	0
<b>Totals</b>	<b>41</b>	<b>129</b>	<b>-154</b>	<b>-25</b>	<b>-10</b>

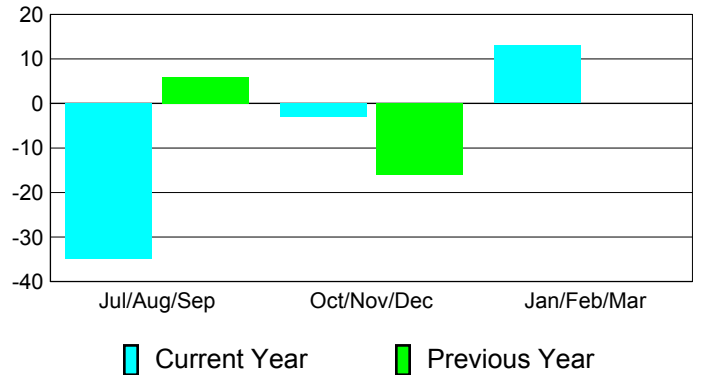
### Membership Results 2010-2011

Goal, New, Dropped, Gain/Loss

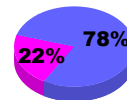


### Comparison of Membership Gain/Loss

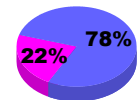
Current Year Compared to the Previous Year



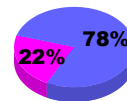
### Gender Comparison 2010-2011



Jul/Aug/Sep



Oct/Nov/Dec



Jan/Feb/Mar

■ Male

■ Female